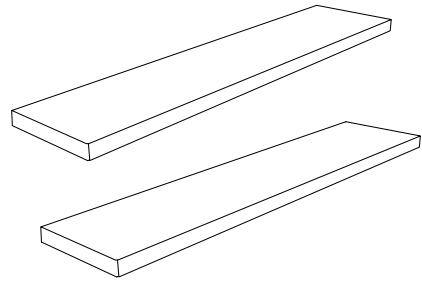
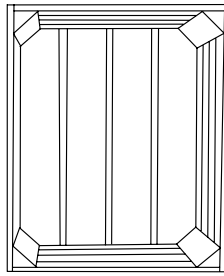



PARTS SUPPLIED:

6 x Premium Crates
2 x Scaffold Boards
13 x Joining Bolts & 2 x Allen Keys




Step 1.

Place Crates on the floor as shown and affix using joining bolts in pre-drilled holes provided.



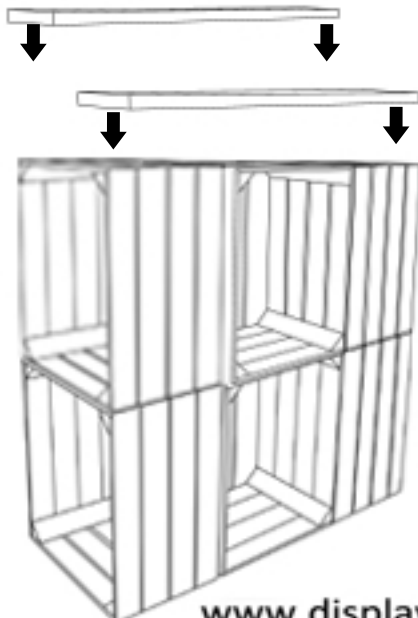
Step 2.

Repeat step 1, placing the next 3 crates on top to create the unit. Affix using joining bolts and pre-drilled holes provided.



Step 3.

Once all crates are in position and affixed securely, place the 2 x scaffold boards on top of the unit (fixings are not supplied for the shelves.)



Step 4.

Your crate display is ready!

